






Quick Reference Guide

SPOT Satellite GPS Messenger Quick Reference Guide

-  **SOS** - Press and hold the SOS button until the light blinks green. Sends a message every 5 minutes until cancelled. To cancel press and hold button until the light blinks red.
-  **HELP** - Press and hold this button until the light blinks green. Sends a message every 5 minutes for 1 hour. To cancel press and hold button until light blinks red.
-  **CHECK-IN/OK** - Press and hold the button until the light blinks green. To ensure delivery, leave active for 20 minutes. To cancel unsent messages, turn off SPOT
-  **GPS** The GPS light notifies you whether SPOT is able to see the GPS satellites and obtain your GPS location.

- Green - The GPS light blinks green if SPOT sees the GPS satellites and is looking for / has found your GPS location.
- Red - The GPS light blinks red if SPOT can not see the GPS satellites and/or can't find your GPS location.

If the GPS light blinks red, you should move to a location with a clearer view of the sky.

-  **The Message Sending Light** notifies you whether or not your most recent message was transmitted.

- Green - it blinks green if SPOT sent the most recent message.
- Red - it blinks red if SPOT didn't send the most recent message.

The GPS light and Message Sending Light blink in unison for 15 seconds to notify you when (or if) the message was sent, with (or without) your GPS location. Then the GPS light turns off and the Message Sending Light continues to blink as appropriate for each function. In order to provide you with additional time to check the status of your most recent message, in all modes except SOS, the Message Sending Light will continue to blink for one (1) hour after the end of message cycle and then turn off. In a hurry? You can dismiss the light by activating any other mode or turning SPOT off and on.